




*No Mason  
No Mortar  
No Mess!*

*Lightweight Easy Install Composite Rock Panels  
Insulated Faux Stone Siding*



**20**  
YEAR  
LIMITED  
WARRANTY

**NextStone™** is a uniquely formulated polyurethane with UV inhibitors and fire retardants. The proprietary in mold coatings are chemically bonded with the molded surface of the panel. Panels are easily cut, no special tools required. The screw strip acts as a guide for attachment and is covered by the overlap of the next panel. NextStone's patented interlock and weep channel technology provide a realistic finish with outstanding durability. Backed by a 20 year warranty.




Tongue and groove top-to-bottom interlock. Recessed panel back and weep channels.

U. S. Pat. No. 7,748,183

**NextStone™ Castle Rock Panel**

Available in four designer colors. Castle Rock panels are 15¼" x 43¼" x 1 ¼" and cover 4.03 square feet. Stones vary from 3" to 11" in height.



Windsor Buff



Tudor Gray



Ashford Charcoal



Tuscan Brown



Windsor Buff



Castle Rock- Tuscan Brown

## NextStone™ Slatestone Panel

Available in eight\* designer colors. Panel dimensions are 8 1/4" x 43" x 1 3/4" and cover 2.14 square feet. Stones vary from 5/8" to 2 1/8" in height.



Midnight Ash



Brunswick Brown



Canyon\*



Mojave



Pewter



Rocky Mountain Graphite\*



Onyx\*



Rundle Ridge



Slatestone- Pewter

\*- Regional Availability

## **NextStone™** Stacked Stone Panel

Available in six designer colors. Stacked Stone panels are 13¼" x 46 ½" x 1 ½" and cover 3.63 square feet. Stones vary from ¾" to 1 ¾" in height.



**Kentucky Gray**



**Carolina Cocoa**



*Stacked Stone Kentucky Gray*



**Sandy Buff**



**Bedford Charcoal**




**Volcano Gray**



**Walnut Brown**

## NextStone™ Random Rock Panel

Available in seven designer colors. Random Rock panels are 15½" x 48" x 1½" and cover 4.75 square feet. Stones vary from 3 1/2" to 7 1/2" in height.



Tri Gray




Tri Buff



Desert Buff




Lava Gray



Sedona Red



Mountain Shadow



New England Mocha



Random Rock- Tri Gray

## NextStone™ Ledgerstone Panel

Available in five designer colors. Ledgerstone panels are 6 5/8" x 47 3/4" x 1 1/2" and cover 1.79 square feet. Stones vary from 1 1/2" to 3 1/2" in height.




Carolina Cocoa



Durango Red




Santa Fe Adobe



Western Taupe



Mountain Shadow



Ledgerstone- Carolina Cocoa

## Flush Outside Corners



A) Random Rock Outside Corner 7" x 11" x 15 1/2"

B) Stacked Stone Flush Outside Corner 13 3/4" x 4 1/4" x 13 1/4"  
(2 pieces shown)


C) LedgeStone Flush Outside Corner 13 3/4" x 4 1/4" x 6 5/8"

D) Slatestone Outside Corner 12 3/4" x 4 1/2" x 8 1/4"  
(2 Pieces Shown)


E) Castle Rock Outside Corner 7" x 11" x 15 1/4"  
(2 Pieces Shown)



C



D



B

E



All cor-

ners packaged in sets of 4, 2 left and 2 right.

Available in all of the coordinating panel colors.

**ALL Flush Corners listed here can be used to form 16" x 16" columns.**

**Caulk Free Corners** extend out from the wall so panels slide behind them. Can either be stacked or finished with Ledger and Ledger Corners.

A) Sandstone Outside Corner 5 1/2" x 5 1/2" x 48"

Colors: Brown, Buff, Charcoal, Gray, Red

B) Sandstone Flush Outside Corner 3" x 3" x 48"

Sits flush to panel ends. Colors: Buff, Gray, Red Outdoor applications may need caulk or weather seal.

Colors: Brown, Buff, Charcoal, Gray, Red

C) LedgeStone Outside Corner 4 1/2" x 4 1/2" x 40 1/2"


Available in all LedgeStone colors.

D) Drystack Outside Corner 5 1/2" x 5 1/2" x 40"


Available in all Drystack colors.

E) Sandstone Inside Corner 3 1/2" x 3 1/2" x 48"

Not Shown: LedgeStone & Stacked Stone Inside Corner




A



B



C



D



E



Stacked Stone Outside Corner with Ledger and Ledger Outside corner- Kentucky Gray



Sandstone Flush Outside Corner -Gray with Random Rock panels-Gray Ledger



Slatestone Outside Corner- Midnight Ash

## Sandstone Ledger and Ledger Corners

Provides a sloped sill for water run-off and a traditional look to finish off a wainscot or other sill applications.

A) Ledger 2 1/2" x 4" x 48"

B) Ledger Inside Corner 9 3/4" x 7 5/8" x 2 1/2"

C) Ledger Outside Corner 4 1/4" x 6 1/4" x 2 1/2"

Colors: Brown, Buff, Charcoal, Graphite, Gray, Red



## Sandstone Window and Door Trim

Can be used around doors and windows, to end or cap a NextStone™ panel application.

2 1/4" x 3 1/2" x 48"

Colors: Brown, Buff, Charcoal, Graphite, Gray, Red



## Large and Small Accent Rocks

Adds a vertical dimension to the Random Rock panels.

Available in all Random Rock colors.

Small Accent Rock 7" x 15 1/2" x 1 1/2"

(set of all 3 equals 2.26 square feet)

Large Accent Rock 11 1/2" x 15 1/2" x 1 1/2"

(set of all 3 equals 3.71 square feet)



Random Rock-Tri Gray  
With Accent Rocks


## Mounting Blocks

Used behind hose bibs, electrical boxes and fixtures, exterior lights or address block to provide a flush mounting surface and watertight installation.

Large Mounting Blocks 10" x 13" x 2 1/4"

Small Mounting Blocks 8" x 9" x 2 1/4"

Colors: Brown, Charcoal, Buff, Gray, Red



## Starter Strip

Start and lock in the first course.  
2" x 48"



## Touch-Up Paint Kit

Finish cut ends and cover surface damage.  
Available in all colors.



## Grout

Elastic textured grout for sealing panels and accessories.



### Sandstone Column Wraps

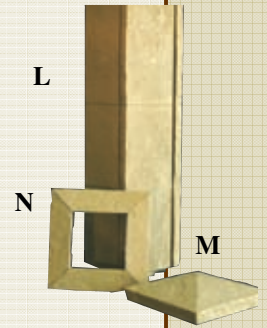
Used to decorate structural posts such as porch posts or deck supports.

L) Column Wrap Kit (4 pieces) 6½" x 36" x 1"

M) Column Wrap Solid Cap (2 piece set) 10¼" x 10¼" x 1¼"

N) Column Cap 2 pc 10½" x 10½" x 1¼"

L, M, N Colors: Buff (shown), Charcoal, Gray, Red



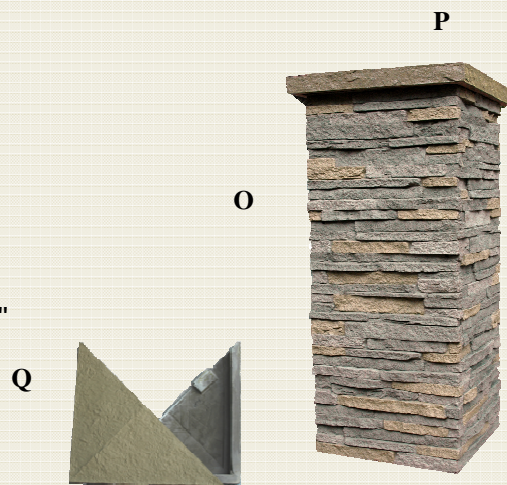
### Column Wrap Kits

O) Drystack 16" Column Wrap Kits

Available in various colors. 4 piece kit  
15½" x 36" x 1¾"

P) Column Wrap Cap- 17" x 17" x 3 ½"

Q) Column Cap 2 pc Caps 17 ½" x 17 ½" x 1 ½"  
Available in Buff, Charcoal, Gray, Red



### 16" Columns from Flush Outside Corners

R) Slatestone 16" Column (4 Left or 4 Right corners per course)

16" x 16" x 7 ⅛" each course. In all Slatestone colors

S) Random Rock 16" Column (4 Left or 4 Right corners per course)

16" x 16" x 15 ½" each course. In all Random Rock colors.

T) Castle Rock 16" Column (4 Left or 4 Right corners per course)

16" x 16" x 15 ½" each course. In all Castle Rock colors.

U) Stacked Stone 16" Column (4 Left or 4 Right corners per course)

16" x 16" x 12" each course. In all Stacked Stone colors.

V) 18" Cap- 18" x 18" x 3 ½" Brown, Buff, Charcoal, Gray, Graphite, Red  
(Shown on each column below)





## Slatestone Post Covers

### A) 1 piece Post Covers

fit over either 4x4 posts, or 6x6 posts.

### B) 2 piece Post Cover

fit over either 4x4 posts, or 6x6 posts.

Posts are approximately 8" x 8" x 41"

Available in all Slatestone colors

### C) 8" Post Cap. Fits over all Post Covers.

Caps are 10 1/2" x 10 1/2" x 3"


### D) 4 Pc converter kit.

Used when attaching Post Cover to 4x4 post.

### E) Down Light Kit

### F) Cap Light Kit

A



1 pc Post Cover and Cap- Canyon




2pc Post Cover -Pewter



C




D




E



F



Post Cover and Cap- Brunswick Brown



Post Cover and Cap- Mojave



Brunswick Brown

Canyon

Pewter

Mojave

Rundle Ridge

Midnight Ash

## Mailbox Kits and Pillars with Solar Lighting

Real stone look with Solar lighting and Easy Installation. Accent a driveway, entryway or walkway with this enclosure. Visit [www.NextStone.com](http://www.NextStone.com) for complete styles, color selection, availability and installation instructions.



Durable in all weather conditions



Before & After



- Easy Installation—About 2 hours!
- **Great Do It Yourself** project
- Available in all Random Rock and Stacked Stone Colors

- Kits Include Solar Light Kit
- LED Down-lights in the Cap and Address Plaque
- Designer Metal Locking Mailbox and Flag
- Adds value to Home
- Installs Over Standard 4 x 4 Post
- All Hardware included

Locking Metal Mailbox!



Looks great- Day And night!



22" Pillar 22" x 22" x 52"  
Available in all Stacked Stone and Random Rock colors.

# NextStone™ Product Test Data

NextStone has conducted extensive testing on its products and proprietary coating system. The details and results of the testing are as follows:

## NextStone™ Hardness / Adhesion Test

**Test Purpose:** The hardness / adhesion of the coating to the substrate depends on the process used to finish the substrate, the coating thickness and the drying of the coating.

**Test Results:** Minimum hardness requirements based on anticipated use were met. Required class for adhesion was also met.

## NextStone™ Xenon Test

**Test Purpose:** In the natural environment, rupture may occur due to the factors of temperature, humidity, sunlight and oxidation resulting in the color, gloss, hardness, adhesion and flexibility of the coating being changed. We use the ARC Artificially Accelerated aging test to measure the weathering resistance of the coating.

**Test Results:** No evidence of surface deterioration, surface shrinkage, objectionable color or gloss change, delimitation, lifting, cracking, pitting, blistering or other degradation.

## NextStone™ Salt Spray Test

**Test Purpose:** Rusting, bubbling and fading can occur due to salt spray on all materials. This is especially true when the product is used around the seaside, at the beach and in industrial districts which have high strength salt spray (fog).

**Test Results:** No rusting, bubbling or fading occurred.

## NextStone™ Hot / Cold Cycle Test

**Test Purpose:** The process for the hot / cold cycle test is as follows: The total cycle time is 5-10 cycles. The sample is put at a constant temperature of -20 degrees C for two hours and then at 50 degrees C constant temperature for 2 hours. The sample is then visually inspected for cracks, blistering or other visible damage.

**Test Results:** No cracking, blistering, etc was observed.

## NextStone™ QUV Test

**Test Purpose:**

1. Place the sample panel in the QUV test machine and expose for some time.
2. Use MEINENGDA computerized machine which can measure any color difference or visually test the color difference values before and after exposure. Assess the UV resistance of the sample panel according to the color difference.
3. The test condition complies with the relevant rules in ISO11507.



*Random Rock- Mountain Shadow*

## Additional Panel Test Data

**Structural Performance per ASTM E330-02**

Excellent results for both Positive and Negative Wind Load.

**Flame Spread per ASTM E-162 - Pass- Report # 87712-2**

**Colorfastness Test per ANZI Z124—No Color Change. Report #87712-1**

*Full copy of all reports available upon request*

**NextStone.com**



# NextStone™ Specifications

This Specification Guide is intended to be used in the preparation of specifications for a particular project or as the basis of an office master specification. In either case, it should be edited to meet actual conditions and needs.



*Drystack- Western Taupe*



*Random Rock- Tri Gray*



*Drystack- Santa Fe Adobe*

## Part 1-General

- 1.01 Scope of Work: Furnish required material, labor, and equipment for complete installation of NextStone™ panels and related work shown on drawings or specified herein.
- 1.02 NextStone™ Rock Face Paneling.
- 1.03 Manufacturer: NextStone™, P.O. Box 39914 Denver, CO 80239 Toll Free: (866) 371-8232 [NextStone.com](http://NextStone.com)
- 1.04 Submittals: Submit panel samples showing profile, size and color for approval prior to commencing work.
- 1.05 Composition of Material: NextStone™ products are made of uniquely formulated composite polyurethane, incorporating UV inhibitors and fire retardants.

## Part 2-Materials of Construction

- 2.01 Materials: Handle and store panels according to manufacturer's instructions. Panels are installed with good quality deck screws (ceramic coated or stainless steel are recommended) and/or a high quality polyurethane based adhesive such as Chemrex CX-948, PL Premium Polyurethane or Sonneborn® Premium Adhesive. Concrete screws are recommended for applications to concrete.
- 2.02 Other Materials: Use Touch-Up paint and Grout as provided by NextStone™.

## Part 3-Installation Workshop

- 3.01 Inspection: Prior to commencing work, verify governing dimensions of building. Examine substrate flaws and defects.
- 3.02 Preparation: All substrate flaws and defects must be corrected prior to panel installation. Walls must be in plane and clear to receive siding.
- 3.03 Field Inspection: Upon installation completion, visually inspect for defective installation and manufacturing defects. Repair as necessary.
- 3.04 Clean Up: When panel installation is complete, clean panels with low pressure water to remove all foreign debris. Remove all packaging and remaining material from job site.

**Technical Services:** NextStone™, P.O. Box 39914, Denver, CO 80239, Phone: (303) 371-8232

**20 Year Limited Warranty:** See our web site [NextStone.com](http://NextStone.com) for details.

U.S. Patent Number 7,748,183

Follow us on Twitter  
Like us on Facebook



# NextStone.com



Colors shown are reproduced by the lithographic process and may vary from actual colors. Consult product samples for color accuracy. NextStone™ reserves the right to delete or change items in its product line without notice. Sizes shown are approximate. Coverage area could vary. USGBC and the related logo is a trademark owned by the U.S. Green Building Council and is used with permission.